



Government of Maharashtra

Govt. Institute of Forensic Science

R.T.Road, Civil Lines, Nagpur - 440001 (MS) India

Phone: 0712 – 2534503/2534504

Website: www.ifscnagpur.in

ADMISSION (2020 – 21) Instruction Guide to Apply For B. Sc. – I (Forensic Science) using Online Admission Portal (onlineadmissionifsc.in)

Welcome to the admission portal for B.Sc. Admissions (2020 – 21) in Govt. Institute of Forensic Science, Nagpur.

This instruction guide leads you through step by step process to fill up the online application form.

Before you start the application process, keep the following documents ready

1. Admission Registration Number (ARN) generated on RTM Nagpur University's website, <https://rtmnu.university/>
2. Mark Sheet of 10th standard
3. Mark Sheet of 12th standard
4. Scanned Copy of Recent Photograph (Size less than 50 kb)
5. Scanned Copy of Signature (Size less than 50 kb)
6. Aadhar Card (if available)
7. Voter Id (if available)

Please go through the document thoroughly.

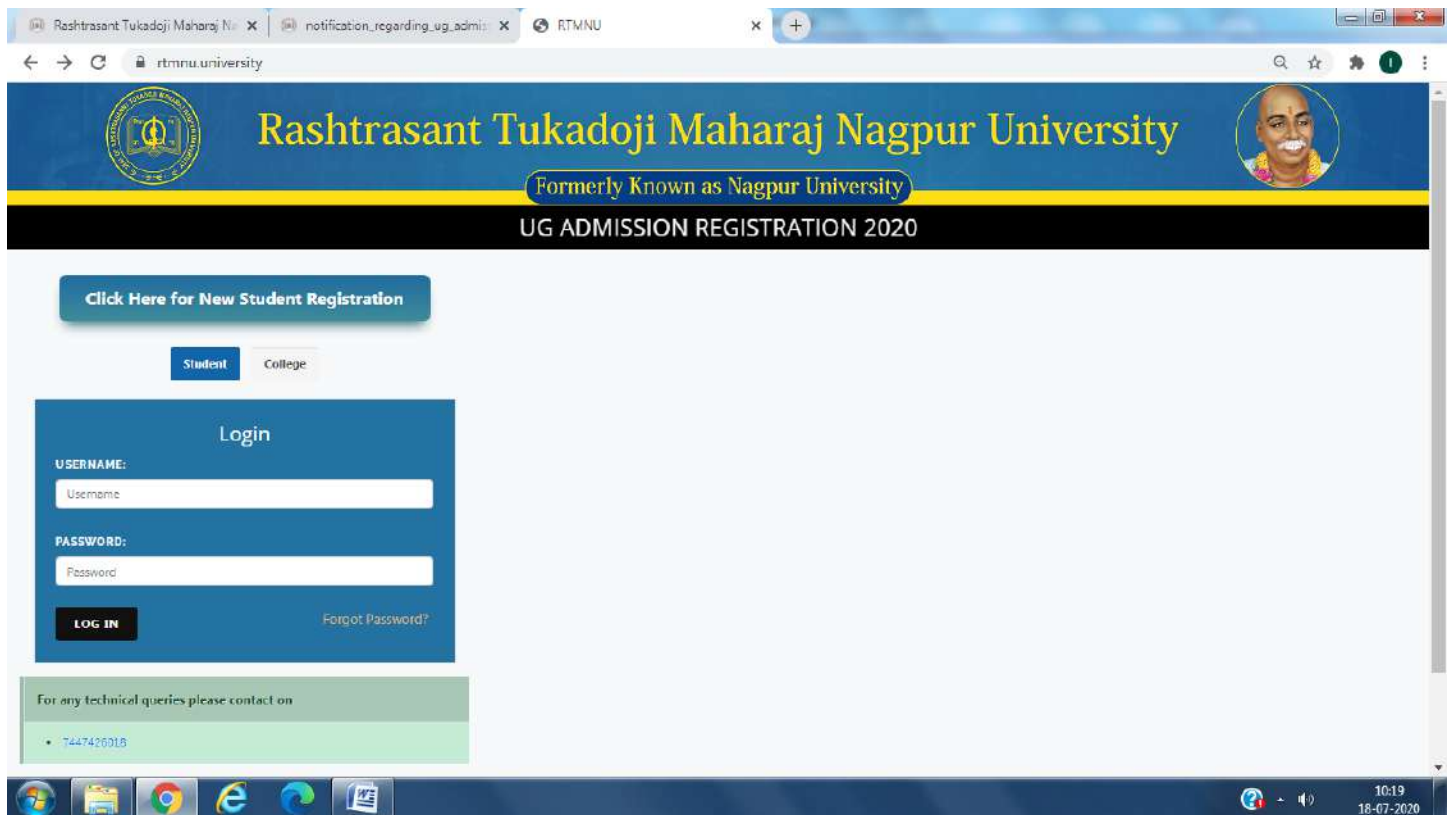
Kindly note that the candidate has to pay Rs. 100 online. The candidates failing to do so will not be considered for admission. The hard copy of the application form is not to be sent to the institute. The candidate has to bring the printout of the Online application form when he/she is called for admission.

The pdf copy of the University Registration Slip, Institute's Application Form and the Scanned Copies of all the Necessary Documents are to be mailed to ifscngp.admission@gmail.com. If the documents are not sent to the email id, the candidate may not be considered for admission.

The last date of application is **28/07/2020.**

For any other query mail to ifscngp.admission@gmail.com.

The candidate first needs to visit <https://rtmnu.university/>

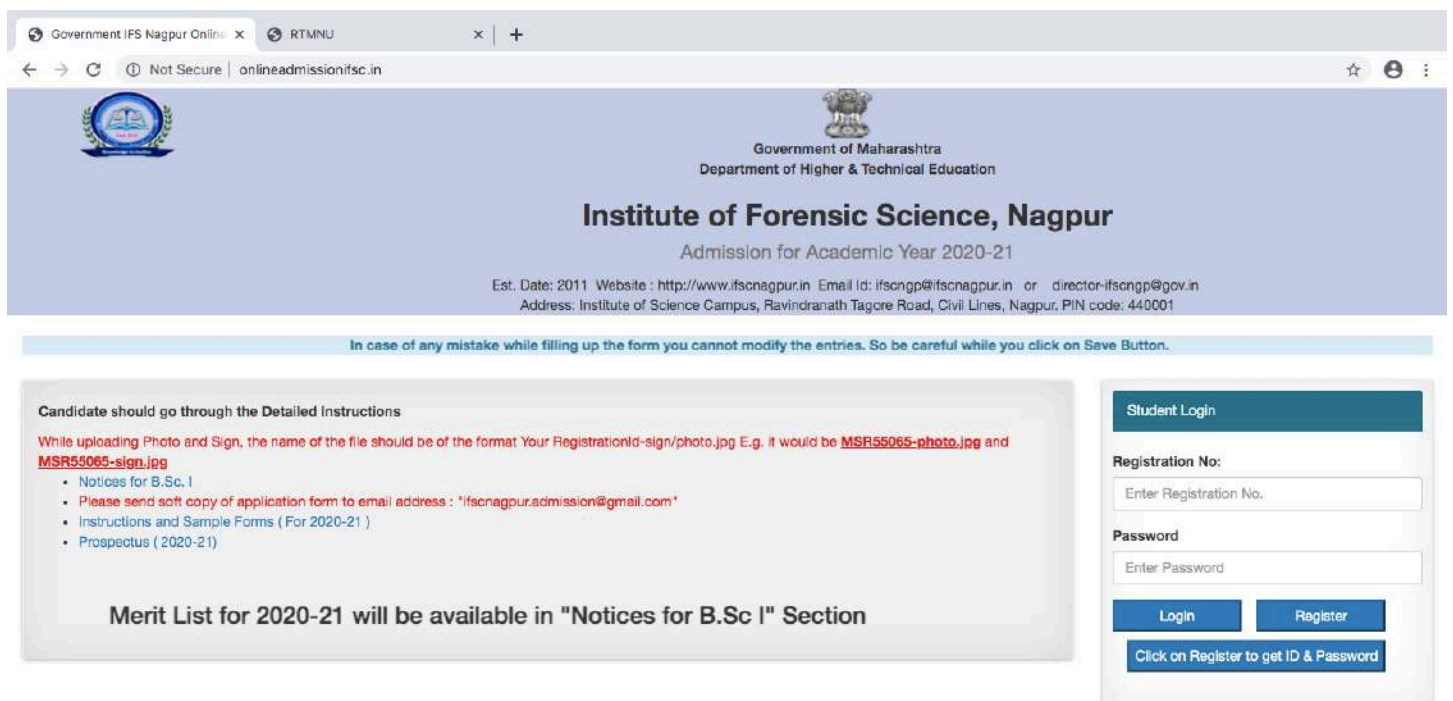


Complete the registration process on this website.

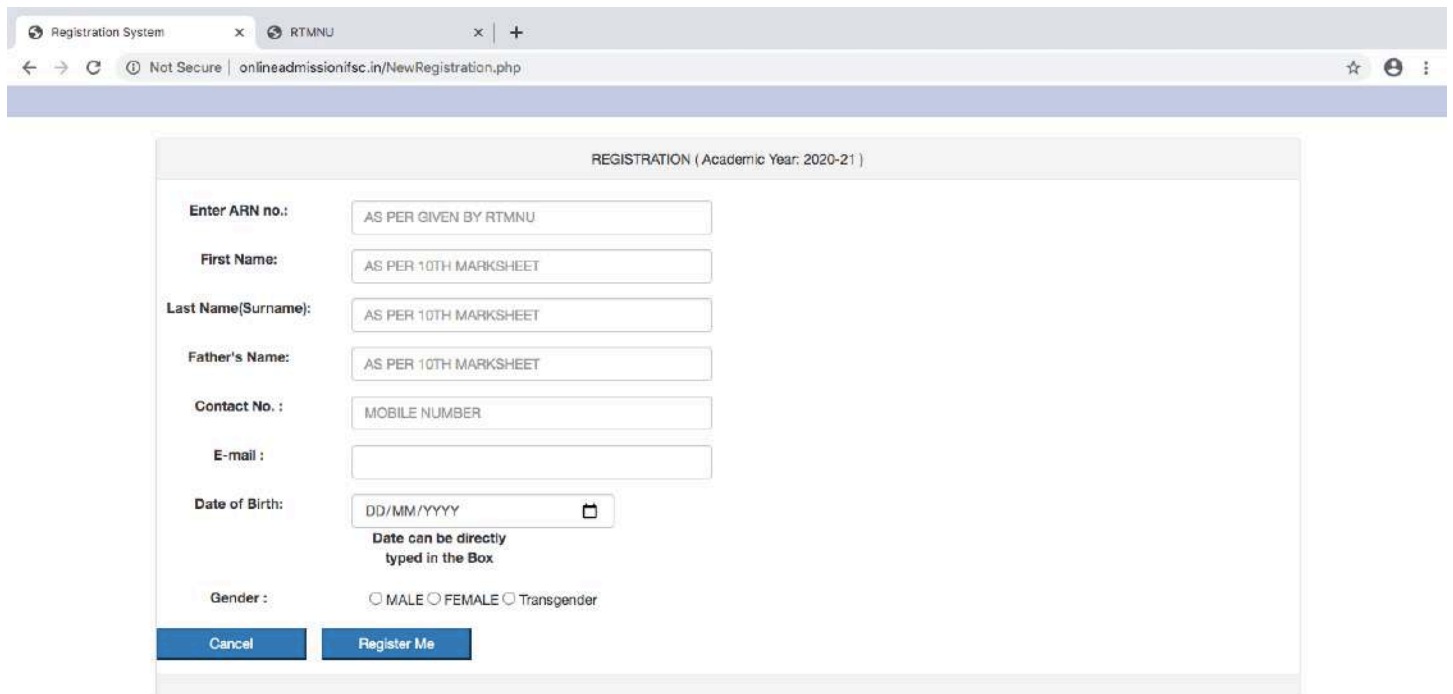
Those who won't complete this process will not be considered for admission by the Institute.

Note down the ARN number and also take a copy of the registration slip.

On logging onto onlineadmissionifsc.in, the following page opens



You have to Register first. Select the [Register](#) button. The following window opens



The screenshot shows a web browser window with the URL `onlineadmissionifsc.in/NewRegistration.php`. The page title is "REGISTRATION (Academic Year: 2020-21)". The form contains the following fields and options:

- Enter ARN no.: AS PER GIVEN BY RTMNU
- First Name: AS PER 10TH MARKSHEET
- Last Name(Surname): AS PER 10TH MARKSHEET
- Father's Name: AS PER 10TH MARKSHEET
- Contact No. : MOBILE NUMBER
- E-mail :
- Date of Birth: DD/MM/YYYY (with a calendar icon) and the instruction "Date can be directly typed in the Box"
- Gender : MALE FEMALE Transgender

At the bottom of the form are two buttons: "Cancel" and "Register Me".

Copyright © 2017 IFSc, Nagpur

You have to fill in the details and select [Register Me](#). Make sure that you fill in the correct details.

On registering, the following window opens



The screenshot shows the registration confirmation page. The header includes "Maharashtra Government's Institute of Forensic Science, Nagpur." and a "Logout" button. The registration details are as follows:

Registration No:	FYA99675
Name of Student:	FIRST ADMISSION

The main content area displays the following information:

- Name : **FIRST ADMISSION**
- Registration No : **FYA99675**
- Password : **2780**

A "Continue" button is located at the bottom of the page.

Note down your Registration Number and Password. The Registration Number will be required for all further communication.

Select [Continue](#) to proceed further.


You will get the following window.

The screenshot shows a web browser window with the URL 'onlineadmissionifsc.in/Registration1.php'. The page header includes 'Maharashtra Government's Institute of Forensic Science, Nagpur.', 'Registration No: FYA99675', and 'Name of Student: FIRST ADMISSION'. A 'Logout' button is visible in the top left. The main content is a 'Personal Details' form with the following fields:

- Father's First Name: ENTER YOUR FATHER'S FIRST NAME
- Father's Middle Name (Optional): ENTER YOUR FATHER'S MIDDLE NAME
- Father's Last Name(Surname): ENTER YOUR LAST NAME
- Mother's First Name: ENTER YOUR MOTHER'S FIRST NAME
- Blood Group: Unknown (dropdown menu)
- Name of Guardian (Optional): ENTER NAME OF GUARDIAN
- Address for Correspondence: ENTER ADDRESS FOR CORRESPONDENCE
- District: ENTER YOUR DISTRICT NAME
- State: ENTER YOUR STATE EXAMPLE ANDHRA PRADESH, MAHARASHTRA, ECT.
- PIN Code: ENTER PIN CODE (6 DIGITS)
- Permanent Address Same as above (Click inside Square Box Icon)
- Permanent Address: ENTER PERMANENT ADDRESS
- District: ENTER YOUR DISTRICT NAME
- State: ENTER STATE EXAMPLE ANDHRA PRADESH, MAHARASHTRA, ECT.
- PIN Code: ENTER PIN CODE (6 DIGITS)
- Student's Aadhar card no: ENTER YOUR ADHAR CARD NO
- Voter Id no: (Optional) ENTER YOUR VOTER ID NO

At the bottom of the form are 'Clear' and 'Save' buttons. A red warning message at the top of the form states: 'Information once filled cannot be changed after clicking on Save button. Please ensure you'.

Copyright © 2017 Institute of Forensic Science, Nagpur.

Fill in all the details and select .

Note:

- If you don't know your blood group, leave it at **Unknown**.
- If your Permanent Address is same as the Correspondence Address, select the check box Permanent Address Same as above . Otherwise enter your Permanent Address.
- If you don't have Aadhar and Voter Id, leave the fields blank.

The next page will be as follows

The screenshot shows a web browser window with the URL `onlineadmissionifsc.in/Registration2.php`. The page header includes the text "Maharashtra Government's Institute of Forensic Science, Nagpur." and "Registration No: FYA99675". Below the header, there is a "Logout" button and the text "Name of Student: FIRST ADMISSION". The main content area is titled "Other Important Details" and contains a form with the following fields and buttons:

- Nationality:
- Are You Domicile of Maharashtra:
- Caution: Click either YES or NO Button, else your form will not be visible to college admission committee !!
- There shall be NO RESERVATION for the Backward Class Category seats in case of Candidates outside Maharashtra State
- Clear Save

Copyright © 2017 Institute of Forensic Science, Nagpur.

If you are a domicile of Maharashtra, select . In this case the following window will open,

This screenshot shows the registration form for candidates domiciled in Maharashtra. The "Are You Domicile of Maharashtra" button is selected as "YES". The "Domicile in State" field is set to "MAHARASHTRA". The form includes the following fields and buttons:

- Nationality:
- Are You Domicile of Maharashtra:
- Domicile in State:
- Caution: Click either YES or NO Button, else your form will not be visible to college admission committee !!
- There shall be NO RESERVATION for the Backward Class Category seats in case of Candidates outside Maharashtra State
- Religion:
- Caste:
- Category:

Enter your **Religion**, **Caste** and select the **Category**.

If you are not a domicile of Maharashtra, select . In this case the following window will open,

This screenshot shows the registration form for candidates not domiciled in Maharashtra. The "Are You Domicile of Maharashtra" button is selected as "NO". The "Domicile in State" field is set to "ENTER DOMICILE". The form includes the following fields and buttons:

- Nationality:
- Are You Domicile of Maharashtra:
- Domicile in State:
- Caution: Click either YES or NO Button, else your form will not be visible to college admission committee !!
- There shall be NO RESERVATION for the Backward Class Category seats in case of Candidates outside Maharashtra State
- Religion:
- Caste:
- Category:

Enter Your **State of Domicile**, **Religion** and **Caste**. There shall be no reservation for the Backward Class Category seats in case of Candidates from outside Maharashtra. They will be considered as Open Candidates while preparing the merit list. Five seats are allocated for students from other states.

The next page will be as follows,

IFS Online Registration System x RTMNU x +

Not Secure | onlineadmissionifsc.in/Reg_ug.php

Maharashtra Government's Institute of Forensic Science, Nagpur. Registration No: FYA99675
Name of Student: FIRST ADMISSION

Logout

Previous Qualification Details

Previous School/College Name:

Issuing Date of Transfer Certificate: (Optional)

Did you got GRADE in SSC

QUALIFICATION DETAILS

Examination Passed	Board/ University	Date of Passing	Grade / Marks Obtained	Total Marks	(%)
SSC	<input type="text"/>	<input type="text" value="Click to Enter Date"/>	<input type="text"/>	<input type="text"/>	<input type="text"/>
HSSC/ Equivalent	<input type="text"/>	<input type="text" value="Click to Enter Date"/>	<input type="text"/>	<input type="text"/>	<input type="text"/>

No. of Attempts needed to Pass HSSC Exam : (Enter 0 (ZERO) if you have not given any Supplementary Exam) Marks deducted from Total Marks (based on 650) :

Note : Total marks will be converted to 650. Accordingly, merit no. will be calculated. Please note down the converted Marks

Family Income:

Select (Yes/No) if your Father is Ex-

Enter the name of the school / junior college from where you have done your Class XIIth.

If you have received the **Transfer Certificate (TC)** from your last attended school / junior college, enter the date of issue of the Transfer Certificate. If you haven't received the TC, leave the entry blank.

If you received grades in Class 10th, select **YES**. The following window opens,

Did you got GRADE in SSC **YES** **NO**

Enter Grade Marks :

Total Marks obtained (out of 100) are calculated as (Grade Marks)* 9.5

QUALIFICATION DETAILS

Examination Passed	Board/ University	Date of Passing	Grade / Marks Obtained	Total Marks	(%)
SSC	<input type="text"/>	<input type="button" value="Click to Enter Date"/>	<input type="text" value="76.00"/>	<input type="text" value="100"/>	<input type="text" value="76.00"/>
HSSC/ Equivalent	<input type="text"/>	<input type="button" value="Click to Enter Date"/>	<input type="text"/>	<input type="text"/>	<input type="text"/>

Enter you grades in Enter Grade Marks : your respective grade will be calculated by multiplying it with 9.5. You have to enter your board and date of passing. Then enter the details for Class 12th.

If you didn't receive grades in Class 10th, select **NO**. The following window opens,

Did you got GRADE in SSC **YES** **NO**

QUALIFICATION DETAILS

Examination Passed	Board/ University	Date of Passing	Grade / Marks Obtained	Total Marks	(%)
SSC	<input type="text"/>	<input type="button" value="Click to Enter Date"/>	<input type="text"/>	<input type="text"/>	<input type="text"/>
HSSC/ Equivalent	<input type="text"/>	<input type="button" value="Click to Enter Date"/>	<input type="text"/>	<input type="text"/>	<input type="text"/>

Enter the details of Class 10th and 12th.

If you have cleared Class 12th in the first attempt, enter **0** in

No. of Attempts needed to Pass HSSC Exam : (Enter 0 (ZERO) if you have not given any Supplementary Exam)

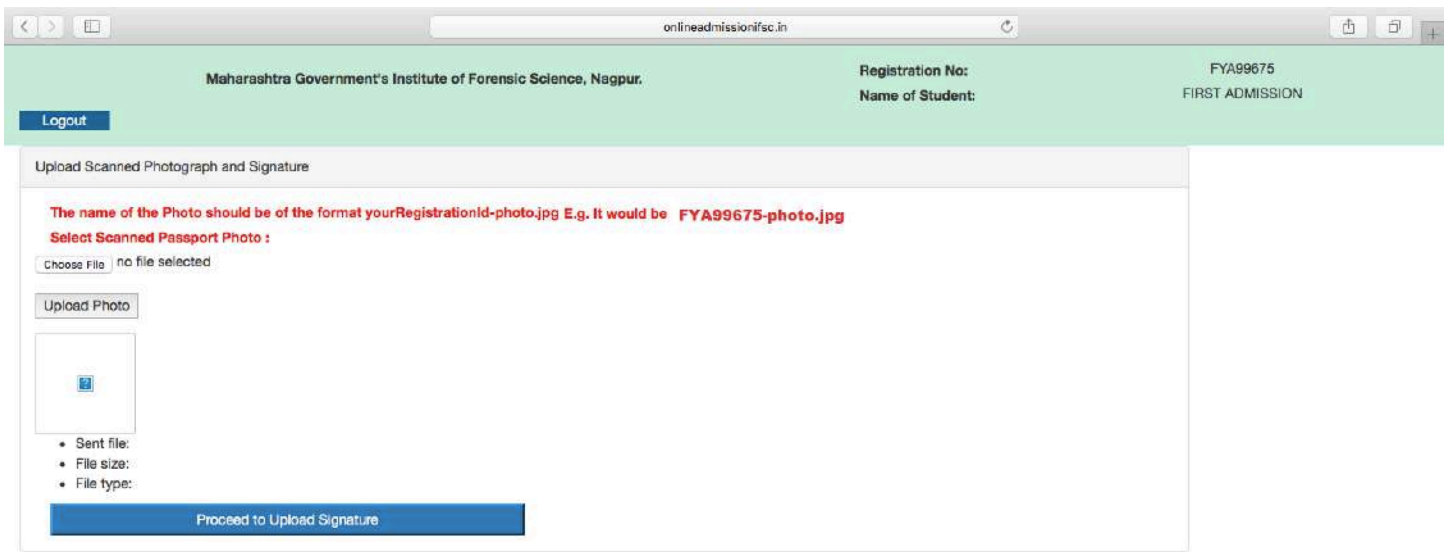
Marks deducted from Total Marks (based on 650) :

If you have cleared Class 12th in the second attempt, enter **1** and so on. **1%** of marks will be deducted for each extra attempt.

Enter your Family Income.

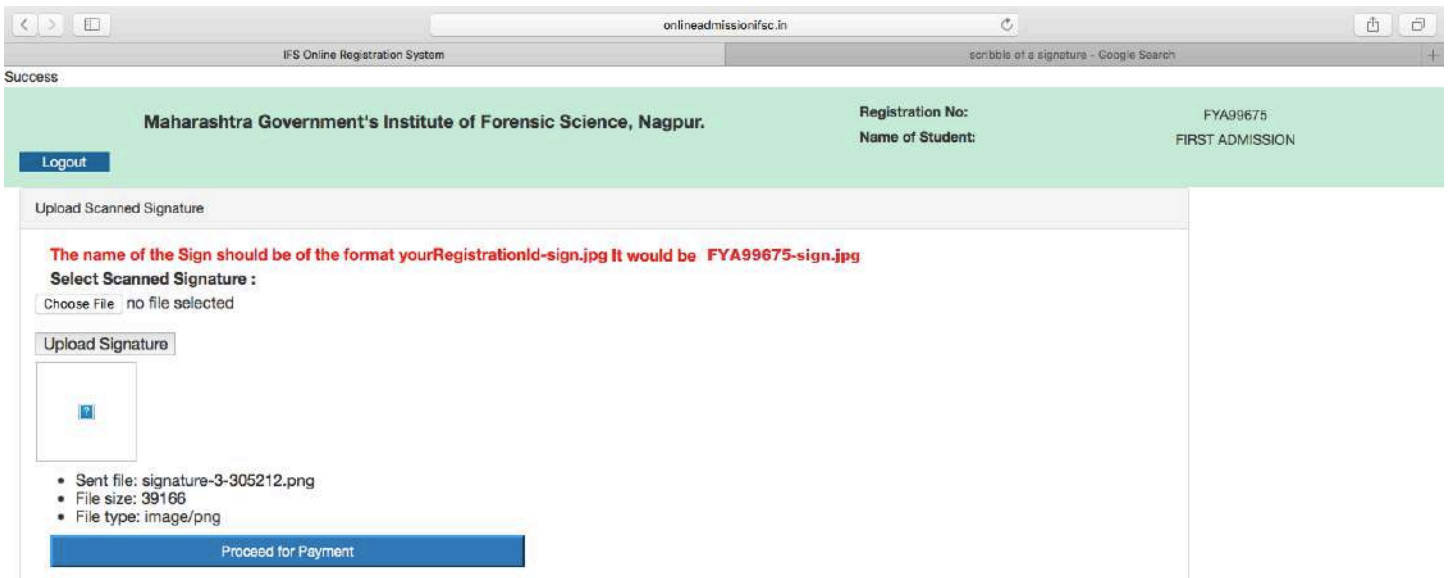
For **Ex-Serviceman, Hostel Facility, Gap in Academics, Physical Handicap** and **Minority** select **Yes** or **No** from the drop down menus.

Next You have to upload your photograph in



Choose a .jpg file. The name of the file should be of the format **yourregistrationcode-photo**. e.g. In this case it would be **FYA99675-photo.jpg** and then select . You can view the photo in the window and then select . The size of the photo should be less than 50 kb.

Next you have to upload your signature in



Choose a .jpg file. The name of the file should be of the format **yourregistrationcode-sign**. e.g. In this case it would be **FYA99675-sign.jpg** and then select . You can view the signature in the window and then select .

Use scanned images of 50 kb or less.

The next page will be as

IFS Online Registration System x RTMNU x | +
Not Secure | onlineadmissionifsc.in/MakePayment.php

Maharashtra Government's Institute of Forensic Science, Nagpur. Registration No: FYA99675
Name of Student: FIRST ADMISSION

Logout

Payment Details

Information once filled cannot be changed after clicking on Save button. Please ensure your details before click

Merchant ID : 220360
Order ID: 26751
Amount : 100
Currency : INR

Clear Proceed to Pay

Click on 

The following page opens,

secure.ccavenue.com

CCAvenue: Billing Shipping scribble of a signature - Google Search

English

Billing Information

Billing Name
Address
Zip Code City
State Select Country
Mobile Number Email
Notes (Optional)

My Billing and Shipping address are different

Payment Information

Credit Card > Card Number
Debit Cards
Net Banking
Mobile Payments
Paytm
Wallet
UPI

Expiry Date Month Year CVV
576

Save your cards with CCAvenue Checkout for future payments ?
(Note: We do not store your CVV/CVC number.)

I agree with the [Privacy Policy](#) by proceeding with this payment.

INR 100.00 (Total Amount Payable)

Make Payment Cancel

ORDER DETAILS

Order #: 16984
Coupon Code Apply
Order Amount 100.00
Total Amount **INR 100.00**

CC-Avenue CHECKOUT

Checkout login for registered users only.

Enter Username
Enter Password
Forgot Password? Login

Please fill in the details correctly in the following,

Billing Information

Billing Name
Address
Zip Code City
State Select Country
Mobile Number Email
Notes (Optional)

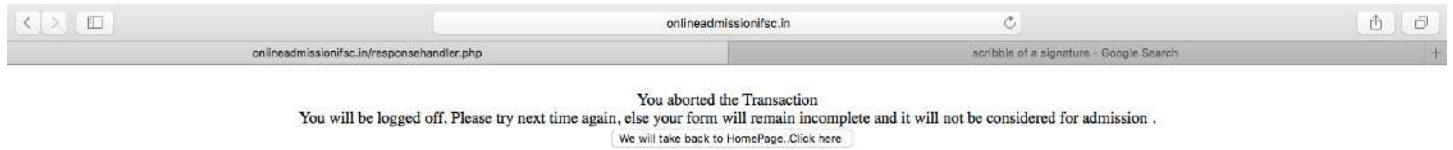
In **Billing Name** put in the **name of the candidate** as given during registration.

The details of payment will be sent to the email id and mobile number. Please try to provide your own or your guardian's email id and mobile number.

Make payment of **Rs. 100** using any one of the methods given in the portal.

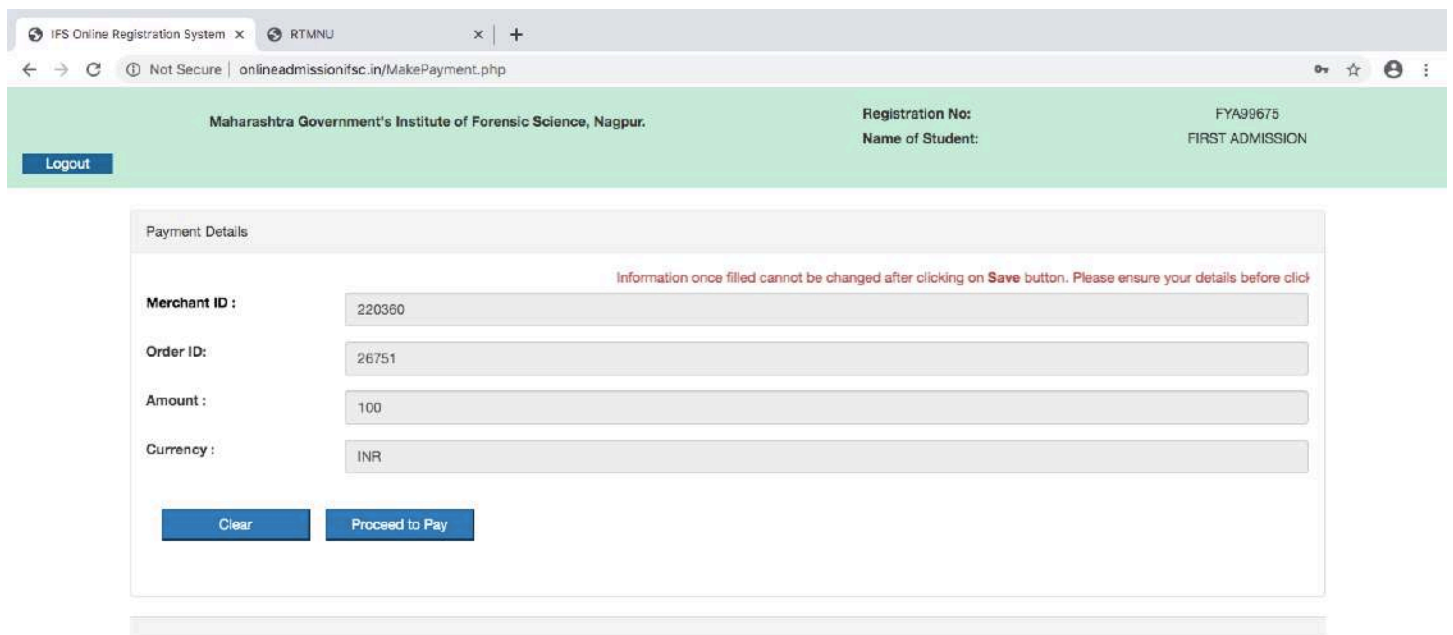
Print the copy of the successful transaction sent to your email id.

If for some reasons, the payment is unsuccessful or you decide to cancel the transaction, the following window appears,



You will be logged out and taken to the home page.

When you login again using the Registration id and the Password, you will be taken to the following page from where you can proceed.



You have completed the application form and the complete application form will look like,

(Read Few More Instructions.....)(Print Page)(Logout)



Government Institute of Forensic Science, Nagpur
 Admission Form for Academic Year
 2020-21



FYA99675

ARN12345

FIRST YEAR ADMISSION

FOR OFFICE USE ONLY

Reg.ID	Course and Year	Whether Approved	Remarks
FYA99675	B.Sc. I (2020-21)		

To,
 The Director,
 Institute of Forensic Science,
 R.T. Road, Civil Lines, Nagpur, 440001

I, **FIRST YEAR ADMISSION**, request that I may be admitted as a Student of the Institute of Forensic Science, Nagpur for the Course of B.Sc. I for academic year 2020-21.
 I declare that I am not admitted to any other Degree Course of the University simultaneously.
 I hereby submit to the disciplinary jurisdiction of the Head of the Institution and other officers and authorities of the Institution in the behalf and also by the rules made by the Head of the Department.
 I am aware that I will not be allowed to appear for the examination if I fail to obtain and produce my Degree / Eligibility / Transfer / Leaving Certificate. I am aware, that my admission will be provisional and will be confirmed after the Eligibility Certificate from the Rashtrasant Tukadoji Maharaj Nagpur University, Nagpur is obtained, if required. (for students other than Rashtrasant Tukadoji Maharaj Nagpur University, Nagpur). I have carefully read the conditions and other information printed in the Prospectus and understood all the rules and regulations regarding the admission payment of fees, attendance etc. I hereby declare that all statements made in this application are true, complete and correct to the best of my knowledge and belief. I understand that in the event of any information found false or incorrect, my candidature is liable to be cancelled or rejected.

Place:

FIRST YEAR ADMISSION (Signature of the Student)

Date:

(Signature of the Parent/Guardian)

ACKNOWLEDGEMENT

Reg. ID. FYA99675	I hereby acknowledge the receipt of the application form of FIRST YEAR ADMISSION on date:for the course
	Institute of Forensic Science, Nagpur

Registration Number : FYA99675

Full Name of Student : **FIRST YEAR ADMISSION**

Gender : Male	Date of Birth : 2001-01-01	Category : VJ/NT
Mobile number : 12121212	Email ID : first@admission.com	Nationality: INDIAN
Father's Name : YEAR ADMISSION	Mother's Name : ADMIT	Domicile : MAHARASHTRA
Correspondence Address : NAGPUR NAGPUR MAHARASHTRA 440001	Blood Group : A+	Religion : Hinduism
Permanent Address : NAGPUR NAGPUR MAHARASHTRA 440001	Needs Hostel facility : YES	Caste : XYZ
Applicant's Adhar card no : 123456789123		
Applicant's Voter ID no :		
Guardian's Name :		

QUALIFICATION DETAILS

Exam Passed	Board/ University	Date of Passing	Total Marks	Marks Obtained	%
SSC	CBSE	31/05/2018	100	77.9	77.9
HSSC	STATE	16/07/2020	650	431	66.31

Note Converted Marks out of 650 : 431

Online Payment Details of Candidate

Order ID	Tracking ID	Bank Ref No.	OrderStatus	Payment Date	Amount
44081	2147483547	0	Success	18/07/2020 11:25:35	5

Documents Attached

1. Leaving/Transfer Certificate . <input type="checkbox"/>	2. Caste Certificate. <input type="checkbox"/>	3. Caste Validity (if applicable). <input type="checkbox"/>	4. Certificate of Non-Creamy Layer (if applicable) . <input type="checkbox"/>
5. Statement of SSC Marks. <input type="checkbox"/>	6. Statement of HSSC/Equivalent Exam Marks. <input type="checkbox"/>	7. Migration Certificate. <input type="checkbox"/>	8. Provisional Eligibility Certificate. <input type="checkbox"/>
9. Aadhaar Card. <input type="checkbox"/>	10. Voter ID. <input type="checkbox"/>	11. Saving Bank Passbook. <input type="checkbox"/>	

FIRST YEAR ADMISSION (Signature of the Student)

Note:

If your photograph and / or signature doesn't appear on the form, there is no need to panic. Take the printout and affix a passport size photograph and put in your signature with ink.

- **If for some reason, the payment is deducted and the form is not generated then don't panic. Just send your payment success receipt that you received in your mail to ifscngp.admission@gmail.com.**
- **Please don't pay the fees again. We will check from our side and then advise.**
- **For any other query mail to ifscngp.admission@gmail.com.**

Click on [Print Page](#) and take a printout of the form.

Put signatures at appropriate places and attach the required self – attested documents.

You are not required to submit the hard copy of the form along with the documents in the institute.

The pdf copy of the University Registration Slip, Institute's Application Form and the Scanned Copies of all the Necessary Documents are to be mailed to ifscngp.admission@gmail.com. If the documents are not sent to the email id, the candidate may not be considered for admission.

You are required to bring the printout of the Online application form along with the documents when you are called for admission.

The list of documents is:

1. Copy of Admission Registration Number (ARN) generated on RTM Nagpur University's website, <https://rtmnu.university/>
2. Mark Sheet of 10th standard
3. Mark Sheet of 12th standard
4. School / College Leaving Certificate (TC)
5. Gap Certificate (if applicable)
6. Caste Certificate (if applicable)
7. Non Creamy Layer Certificate (if applicable)
8. Caste Validity Certificate (if applicable)
9. CBSE, ISC and all the other state board students need to submit eligibility and migration certificate.
10. Aadhar Card
11. Voter Id (if available)
12. Printout of the payment receipt as received in your email id.